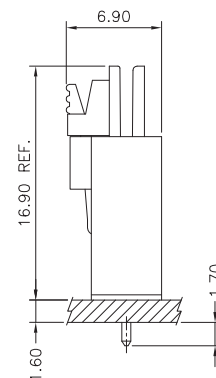
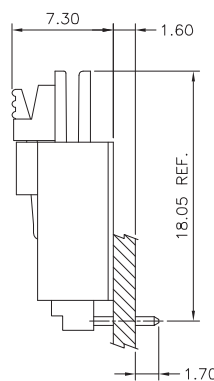
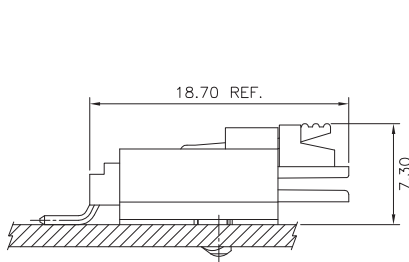


Specifications

- Current rating: 2A AC,DC
- Voltage rating: 250V AC,DC
- Temperature range: -25°C ~ +85°C
- Contact resistance: 10mΩ Max.
- Insulation resistance: 1000MΩ Min.
- Withstanding voltage: 500V AC/minute
- *Contact H.R for details*

Assembly layout



Ordering code

① ② ③ ④ ⑤
F2544 - T P E - A

- ① Series No.
- ② Plating code: T= Tin-plated
- ③ Material: P= Phosphor bronze
- ④ E= Stamping before plating
- ⑤ Option code: -A=A type, -B=B type

① ② ③ ④
F2544 H - 05P - LA

- ① Series No.
- ② H= Housing
- ③ No. of circuits
- ④ Option code:
 - A=A type, Without lock
 - B=B type, Without lock
 - LA=A type, With lock
 - LB=B type, With lock



F2544 SERIES

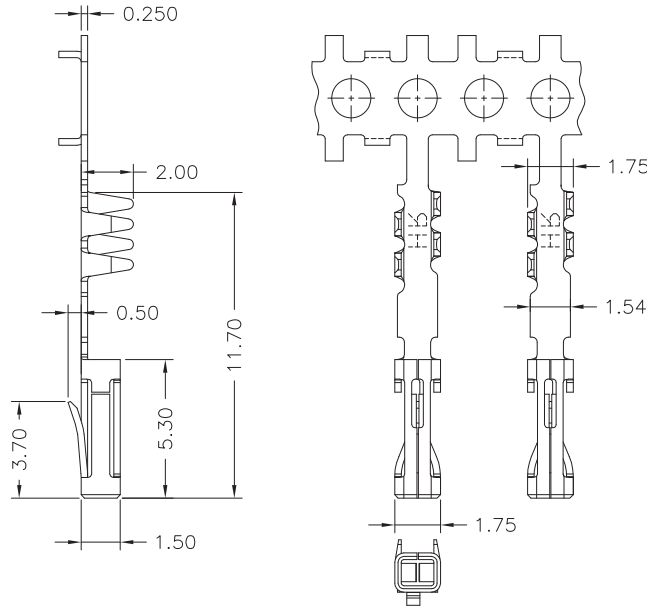
2.54mm pitch FFC/FPC connector

F2544-T

— 2.54mm pitch FFC Terminal - B TYPE —

Reference Informations:

*Used in H.R F2544 series Housing - B TYPE



Ordering Information & Specifications:

Unit:mm

Part No.	Material	Finish	Qty/reel
F2544-TPE-B	Phosphor Bronze	Tin-plated	10,000pcs

Note:E-Stamping before Tin-plated

F2544H

— 2.54mm pitch FFC Connector Without Lock - A TYPE —

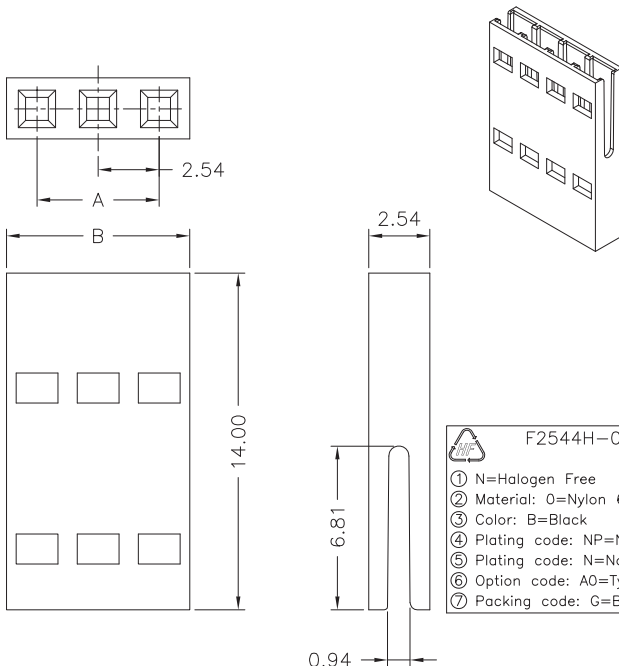
Reference Informations:

*Material: Nylon 66,UL94V-0

*Suitable H.R F2544 series Terminal - A TYPE

*Mates with H.R A2541 series Wafer

Ordering Information & Dimensions:



F2544H-05P		N	0	B	NP	N	A0	G
		①	②	③	④	⑤	⑥	⑦
①	N=Halogen Free							
②	Material: 0=Nylon 66-V0							
③	Color: B=Black							
④	Plating code: NP=Non-plating							
⑤	Plating code: N=Non-plating							
⑥	Option code: A0=Type A							
⑦	Packing code: G=Bag							

PART NO.	Dimensions	
	A	B
F2544H-02P-A	2.54	5.08
F2544H-03P-A	5.08	7.62
F2544H-04P-A	7.62	10.16
F2544H-05P-A	10.16	12.70
F2544H-06P-A	12.70	15.24
F2544H-07P-A	15.24	17.78
F2544H-08P-A	17.78	20.32
F2544H-09P-A	20.32	22.86
F2544H-10P-A	22.86	25.40
F2544H-11P-A	25.40	27.94
F2544H-12P-A	27.94	30.48
F2544H-13P-A	30.48	33.02
F2544H-14P-A	33.02	35.56
F2544H-15P-A	35.56	38.10
F2544H-16P-A	38.10	40.64
F2544H-17P-A	40.64	43.18
F2544H-18P-A	43.18	45.72
F2544H-19P-A	45.72	48.26
F2544H-20P-A	48.26	50.80
F2544H-21P-A	50.80	53.34
F2544H-22P-A	53.34	55.88
F2544H-23P-A	55.88	58.42
F2544H-24P-A	58.42	60.96
F2544H-25P-A	60.96	63.50

Unit:mm





F2544 SERIES

2.54mm pitch FFC/FPC connector

F2544H

— 2.54mm pitch FFC Connector Without Lock - B TYPE —

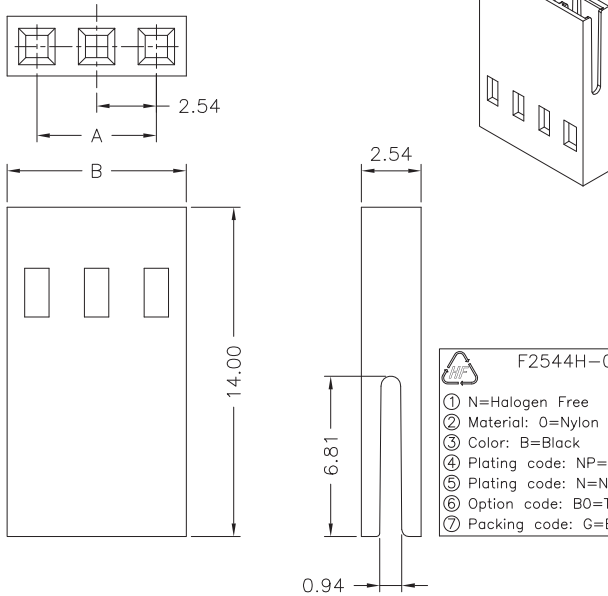
Reference Informations:

- *Material: Nylon 66,UL94V-0
- *Suitable H.R F2544 series Terminal - B TYPE
- *Mates with H.R A2541 series Wafer

Ordering Information & Dimensions:

PART NO.	Dimensions	
	A	B
F2544H-02P-B	2.54	5.08
F2544H-03P-B	5.08	7.62
F2544H-04P-B	7.62	10.16
F2544H-05P-B	10.16	12.70
F2544H-06P-B	12.70	15.24
F2544H-07P-B	15.24	17.78
F2544H-08P-B	17.78	20.32
F2544H-09P-B	20.32	22.86
F2544H-10P-B	22.86	25.40
F2544H-11P-B	25.40	27.94
F2544H-12P-B	27.94	30.48
F2544H-13P-B	30.48	33.02
F2544H-14P-B	33.02	35.56
F2544H-15P-B	35.56	38.10
F2544H-16P-B	38.10	40.64
F2544H-17P-B	40.64	43.18
F2544H-18P-B	43.18	45.72
F2544H-19P-B	45.72	48.26
F2544H-20P-B	48.26	50.80
F2544H-21P-B	50.80	53.34
F2544H-22P-B	53.34	55.88
F2544H-23P-B	55.88	58.42
F2544H-24P-B	58.42	60.96
F2544H-25P-B	60.96	63.50

Unit:mm



F2544H-05P N 0 B NP N B0 G
 ① ② ③ ④ ⑤ ⑥ ⑦

- ① N=Halogen Free
- ② Material: 0=Nylon 66-V0
- ③ Color: B=Black
- ④ Plating code: NP=Non-plating
- ⑤ Plating code: N=Non-plating
- ⑥ Option code: B0=Type B
- ⑦ Packing code: G=Bag

F2544H

— 2.54mm pitch FFC Connector With Lock - A TYPE —

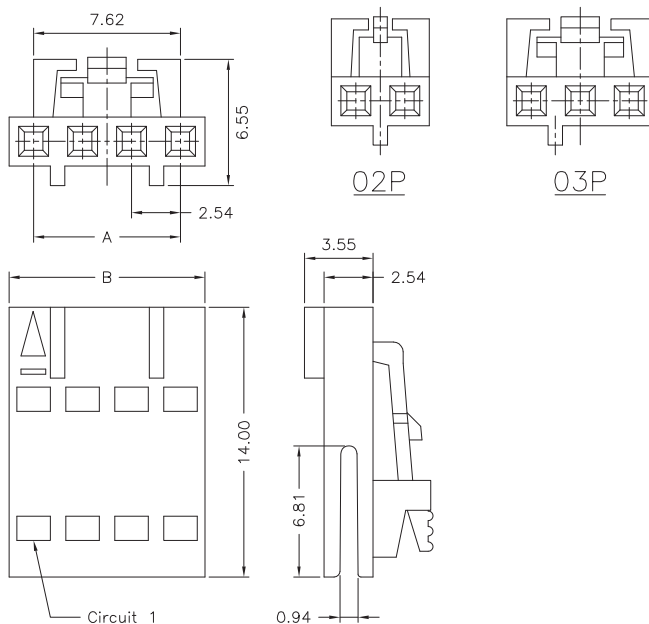
Reference Informations:

- *Material: PBT30%GF,UL94V-0
- *Suitable H.R F2544 series Terminal - A TYPE
- *Mates with H.R A2541 series Wafer

Ordering Information & Dimensions:

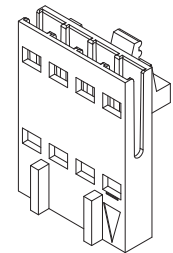
PART NO.	Dimensions	
	A	B
F2544H-02P-LA	2.54	5.08
F2544H-03P-LA	5.08	7.62
F2544H-04P-LA	7.62	10.16
F2544H-05P-LA	10.16	12.70
F2544H-06P-LA	12.70	15.24
F2544H-07P-LA	15.24	17.78
F2544H-08P-LA	17.78	20.32
F2544H-09P-LA	20.32	22.86
F2544H-10P-LA	22.86	25.40
F2544H-11P-LA	25.40	27.94
F2544H-12P-LA	27.94	30.48
F2544H-14P-LA	33.02	35.56

Unit:mm



F2544H-05P N 0 B NP N LA G
 ① ② ③ ④ ⑤ ⑥ ⑦

- ① N=Halogen Free
- ② Material: 0=Nylon 66-V0
- ③ Color: B=Black
- ④ Plating code: NP=Non-plating
- ⑤ Plating code: N=Non-plating
- ⑥ Option code: LA=Type A with lock
- ⑦ Packing code: G=Bag





F2544 SERIES

2.54mm pitch FFC/FPC connector



F2544H

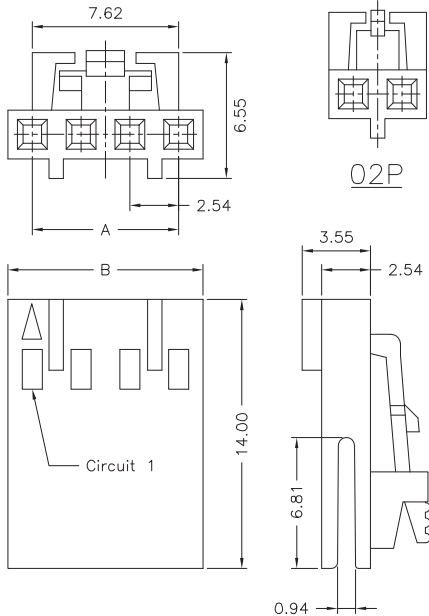
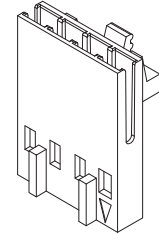
2.54mm pitch FFC Connector With Lock - B TYPE

Reference Informations:

- *Material: PBT30%GF,UL94V-0
- *Suitable H.R F2544 series Terminal - B TYPE
- *Mates with H.R A2541 series Wafer

	F2544H-05P	N	0	B	NP	N	LB	G
		①	②	③	④	⑤	⑥	⑦

① N=Halogen Free
 ② Material: 0=Nylon 66-V0
 ③ Color: B=Black
 ④ Plating code: NP=Non-plating
 ⑤ Plating code: N=Non-plating
 ⑥ Option code: LB=Type B with lock
 ⑦ Packing code: G=Bag



Ordering Information & Dimensions:

PART NO.	Dimensions	
	A	B
F2544H-02P-LB	2.54	5.08
F2544H-03P-LB	5.08	7.62
F2544H-04P-LB	7.62	10.16
F2544H-05P-LB	10.16	12.70
F2544H-06P-LB	12.70	15.24
F2544H-07P-LB	15.24	17.78
F2544H-08P-LB	17.78	20.32
F2544H-09P-LB	20.32	22.86
F2544H-10P-LB	22.86	25.40
F2544H-11P-LB	25.40	27.94
F2544H-12P-LB	27.94	30.48
F2544H-14P-LB	33.02	35.56

Unit:mm

